

# Game – Ten Commandments


## Pre-Game Instructions - Become Familiar with the Ten Commandments

1. Print and cut out Ten Commandments symbol and text cards.
2. Place Ten Commandment symbol cards face up on the table one at a time in front of students.
3. As each card is displayed, place the corresponding text card below it.
4. Point to each word as you read the text card.
5. Repeat exercise 2-3 times so that students become familiar with the symbols and commandments.
6. Identify commandments that instruct how to love God, and those that instruct how to love others.


## Game Instructions


1. Post two signs on opposite sides of the wall, one with the letter “**G**” for God and one with the letter “**P**” for people.
2. Tell students to stand between the signs.
3. Explain that you will say one of God’s rules...
  - a. If the rule tells how to love God, stand near the letter “**G**”.
  - b. If the rule tells how to love people, stand near the letter “**P**”.
4. Read one of the Ten Commandments text cards and display corresponding symbol card. See if students can decide where to stand. Provide guidance as needed. Play 2-3 rounds.
5. Post a third sign with the letter “**X**” on the wall between the two signs.
6. Play game again, but this time, mix in a few statements that go against God’s word. Tell students to stand near the “**X**” if they hear a statement that goes against God’s rules.
7. Ask, “What should we do when we disobey a rule?” (Say, I’m Sorry.)

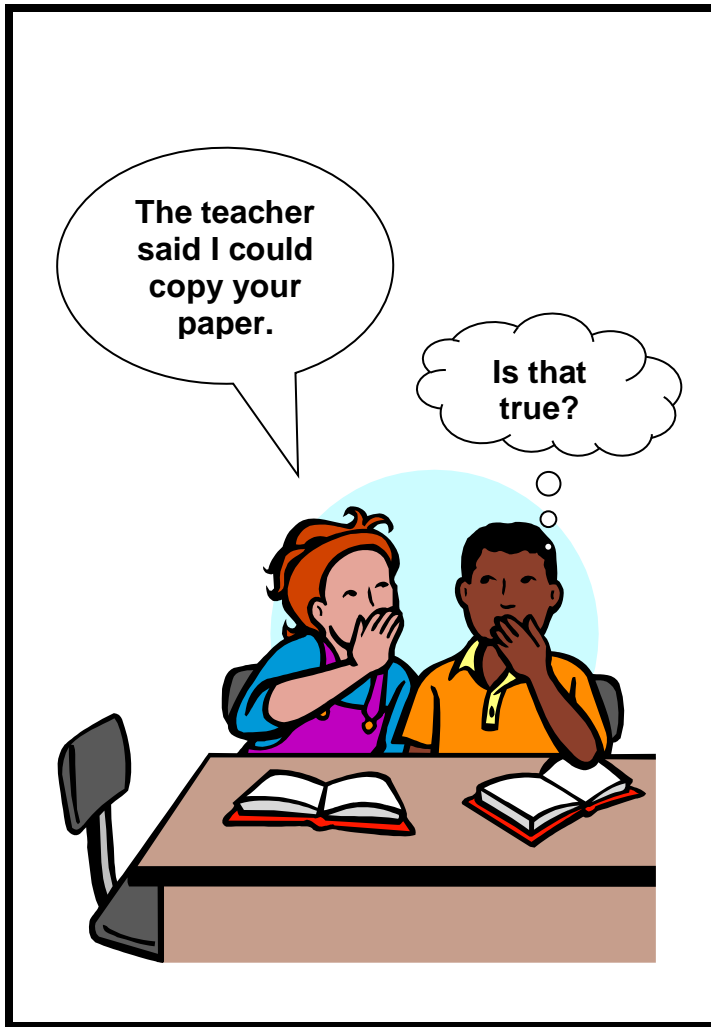
# God



God is good.  
Thank you  
Jesus.







**1  
True  
God**

God's Rule #1

**Worship  
God**

God's Rule #2

**Keep  
God's  
Name  
Holy**

God's Rule #3

**Keep  
the  
Sabbath  
Holy**

God's Rule #4

**Listen  
To  
Parents**

God's Rule #5

**Respect  
Life**

God's Rule #6

**1  
Wife  
For  
Life**

God's Rule #7

**Ask  
Before  
Taking**

God's Rule #8

**Speak  
Truth**

God's Rule #9

**Be  
Content**

God's Rule #10